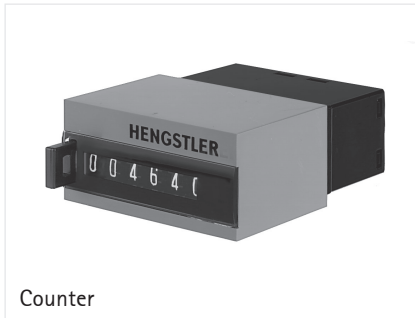


Types 464-468



Counter

TECHNICAL DATA

Plug-in Totalizing Counters, Types 464-468 Modular System 400

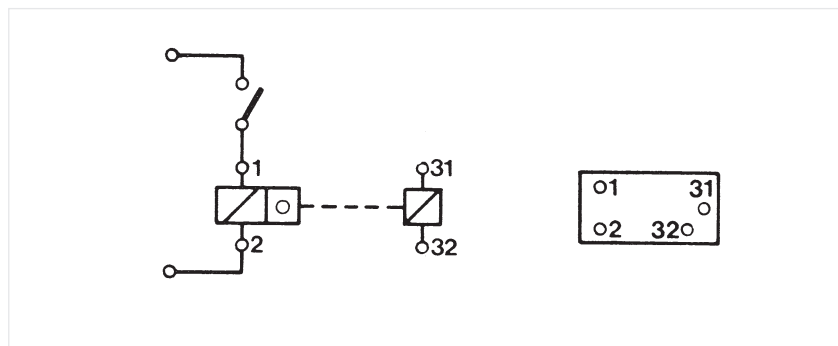


Counter with connection box and panel frame

- 4, 6, or 8-digit display
- with manual/electrical reset or without reset
- Simple installation
- Easy maintenance through plug-in system
- Can be combined with other counters in the modular system

Display	4, 6 or 8-digit, depending on version
Digit height	4 mm
Supply voltage V_{op}	according to order information, tolerance $\pm 10\%$ 230 VAC $+6\%$ - 10%
Power consumption	DC counter: counter 2.5 W/VA, reset magnet 12 W/VA AC counter: counter 2.75 W/VA, reset magnet 16 W/VA
Operating temperature	- 10 ... + 50 °C
Storage temperature	- 20 ... + 70 °C
Protection class (EN 60529)	front IP 40; connections IP 00
Vibrostability	50 m/s ² acc. to IEC 068-2-6
Shock stability	600 m/s ² (6 ms) acc. to IEC 068-2-27
General design	EN 61010-1, EN 50178; contamination level 2 VDE 0110
Maintenance-free operation	counter 2×10^7 , reset magnet 1.5×10^6 pulses
Duty cycle at 25 °C	Counter 100 %, reset magnet: DC 20 % max. 2 min., AC 10 % max. 1 min.
Weight	approx. 90 g
Approvals	UL: E 176396
Count input	adding
Pulse length min.	DC counter: counter 20 ms, reset magnet 200 ms AC counter: counter 50 ms, reset magnet 200 ms
Counting frequency max.	DC counter: counter 25 Hz, reset magnet 1 per s AC counter: counter 10 Hz, reset magnet 1 per 2 s
Pulse duty factor	counter 1:1, reset magnet: DC 1:5, AC 1:10
Reset	depending on version - manual with button or key - electric (version with reset magnet) - without reset

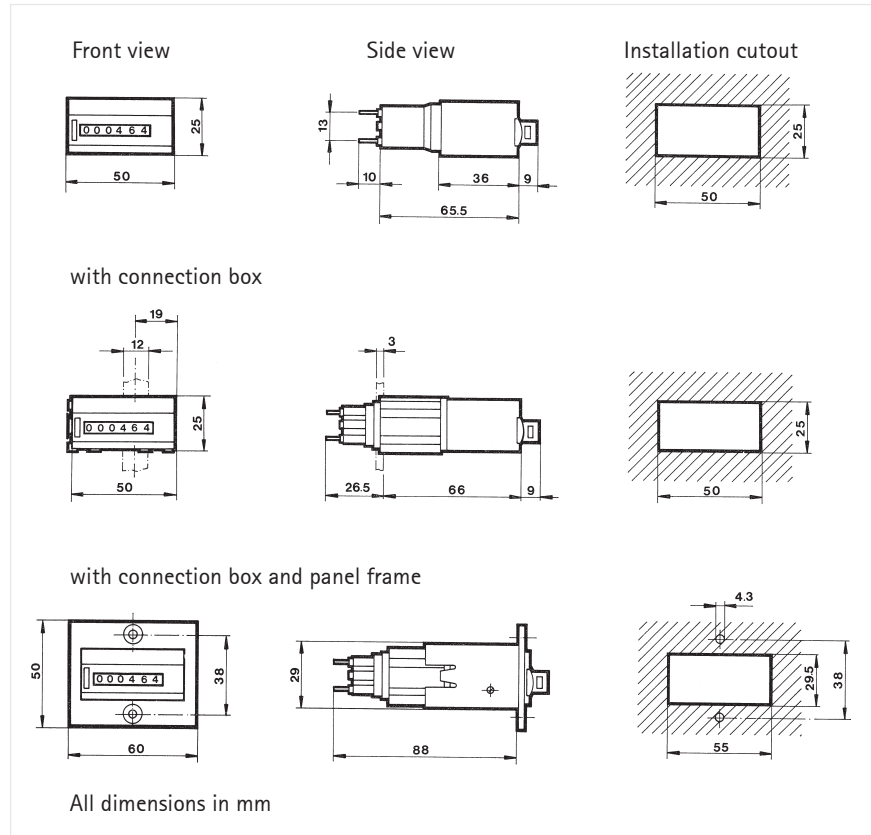
CONNECTION DIAGRAM



Types 464-468

Technical data

DIMENSIONS



ORDER INFORMATION

Counter

Standard accessories

	4 digits		6 digits		8 digits	
Voltage	button reset	el. reset	button reset	el. reset	w/o reset	without reset
12 V DC	0 465 161	0 465 761	0 464 161	0 464 761	0 466 161	0 468 161
20 V DC			0 464 164			
24 V DC	0 465 165	0 465 765	0 464 165	0 464 765	0 466 165	0 468 165
48 V DC	0 465 170		0 464 170	0 464 770	0 466 170	0 468 170
60 V DC	0 465 172		0 464 172	0 464 772	0 466 172	
110 V DC	0 465 175		0 464 175	0 464 775	0 466 175	0 468 175
190 V DC			0 464 180	0 464 780		
220 V DC	0 465 181		0 464 181		0 466 181	0 468 181
24 V AC	0 465 186	0 465 786	0 464 186	0 464 786	0 466 186	0 468 186
42 V AC	0 465 188		0 464 188	0 464 788	0 466 188	
100 V AC	0 465 198	0 465 798	0 464 198	0 464 798		
115 V AC	0 465 189	0 465 789	0 464 189	0 464 789	0 466 189	0 468 189
200 V AC		0 465 799		0 464 799		
230 V AC	0 465 190	0 465 790	0 464 190	0 464 790	0 466 190	0 468 190
Connection box	Ordering code 1 405 464,					
Panel frame, black	Ordering code 1 405 491,					
Key-reset system	Ordering code + SR e.g. 0 465 165 SR					
Case, covers	see accessories					