



KL **NEW**

CLEAN PROFILE

Easier to clean

QUICK INSTALLATION

Sensors and connections on one side

UNIVER TECHNOLOGY

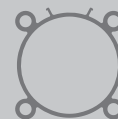
Strong and Reliable

ISO 15552

Interchangeability

KE

Ø 32 ÷ 125 mm



KL


Ø 32 ÷ 125 mm



NEW CLEAN PROFILE

KD

Ø 32 ÷ 125 mm



K 160/200

Ø 160 - 200 mm



KIT Assembly Kit
available for all series



CHARACTERISTICS

Ambient temperature	-20 ÷ 80 °C
Fluid	filtered air, with or without lubrication
Working pressure	1,5 ÷ 10 bar
End-caps	die-cast aluminium
Barrel	anodized aluminium
Piston	die-cast aluminium
Guide slide	acetalic resin
Piston rod	chromium-plated steel, stainless steel upon request
Piston seal	NBR
Guide bush for piston rod	UNIVER Original self-lubricating and self-aligning
Shock absorber seals	NBR
Cushionings	pneumatic adjustable
Other available versions	tandem, two-position tandem, opposed, with common piston rod (upon request)


CODIFICATION KEY

K	L	2	0	0	0	3	2	0	0	5	0	M
1	2	3	4		5		6	7				

1 Series	2 Type	3 Version	4 Bore (mm)
KL = Ø 32÷125 mm - ISO 15552 Pneumatic Cylinders	1 = Stainless steel piston rod 2 = Chromium-plated steel piston rod	00 = D.A. Standard version 01 = D.A. Through piston rod 60 = S.A. Retracted piston rod Max stroke 50 mm 70 = S.A. Extended piston rod Max stroke 50 mm	032 = Ø32 080 = Ø80 040 = Ø40 100 = Ø100 050 = Ø50 125 = Ø125 063 = Ø63
Magnetic version standard supplied			
		D.A. = Double acting S.A. = Single acting	
5 Stroke (mm)	6 Option	7 Magnetic	
0025 = 25 0150 = 150 0320 = 320 0700 = 700 0050 = 50 0160 = 160 0350 = 350 0800 = 800 0075 = 75 0175 = 175 0400 = 400 0900 = 900 0080 = 80 0200 = 200 0450 = 450 1000 = 1000 0100 = 100 0250 = 250 0500 = 500 0125 = 125 0300 = 300 0600 = 600	F = Preset for locking unit reduced protrusion G = Preset for locking unit ISO protrusion	M = Magnetic version standard supplied	

KL190 and KL290 versions with high temperature seals (Max 120°C) and versions with low temperature seals available upon request

FIXING ELEMENTS AND ACCESSORIES

Ø	Female fork with clips	Articulated self-lubricating fork	Fork with axially mounted articulated pin	Fork with angle mounted articulated pin	Floating joint	Female rear hinge with pin	Counter hinge 90° (CETOP)	Counter hinge 90°	Counter hinge 90° (CNOMO)	Narrow female hinge with pin	Articulated counter hinge
32	KF-15032	KF-17032	KF-22025	KF-23025	KF-24032	KF-10032A	KF-19032CTA	KF-19032	KF-19032CN	KF-10032AS	KF-19032SC
40	KF-15040	KF-17040	KF-22040	KF-23040	KF-24040	KF-10040A	KF-19040CTA	KF-19040	KF-19040050CN	KF-10040AS	KF-19040SC
50	KF-15050	KF-17050	KF-22050	KF-23050	KF-24050	KF-10050A	KF-19050CTA	KF-19050	KF-19040050CN	KF-10050AS	KF-19050SC
63	KF-15050	KF-17050	KF-22050	KF-23050	KF-24050	KF-10063A	KF-19063CTA	KF-19063	KF-19063080CN	KF-10063AS	KF-19063SC
80	KF-15080	KF-17080	KF-22080	KF-23080	KF-24080	KF-10080A	KF-19080CTA	KF-19080	KF-19063080CN	KF-10080AS	KF-19080SC
100	KF-15080	KF-17080	KF-22080	KF-23080	KF-24080	KF-10100A	KF-19100CTA	KF-19100	KF-19100125CN	KF-10100AS	KF-19100SC
125	KF-15125	KF-17125	-	-	-	KF-10125A	KF-19125CTA	-	KF-19100125CN	KF-10125AS	KF-19125SC
Ø	Articulated rear male hinge	Rear male hinge	Front/rear flange	Angle bracket	Front/rear hinge with floating pin	Hinge support	ISO intermediate hinge	DF sensor and DHF covering strip			
32	KF-11032S	KF-11032	KF-12032	KF-13032	KF-14032AP	KF-41032	KLF-14032	DF DHF-0020100			
40	KF-11040S	KF-11040	KF-12040	KF-13040	KF-14040AP	KF-41040050	KLF-14040				
50	KF-11050S	KF-11050	KF-12050	KF-13050	KF-14050AP	KF-41040050	KLF-14050				
63	KF-11063S	KF-11063	KF-12063	KF-13063	KF-14063AP	KF-41063080	KLF-14063				
80	KF-11080S	KF-11080	KF-12080	KF-13080	KF-14080AP	KF-41063080	KLF-14080				
100	KF-11100S	KF-11100	KF-12100	KF-13100	KF-14100AP	KF-41100125	KLF-14100				
125	KF-11125S	KF-11125	KF-12125	KF-13125	KF-14125AP	KF-41100125	KLF-14125				



Tube profile with integrated sensor grooves
UNIVER Original since 2005



Recessed sensor
DF series



Magnetic piston
standard supplied



Fixing screws integrated in the end-cap profile



Sensor grooves available in different positions



Possibility to mount DH sensors with brackets



Intermediate hinge with locking system guaranteed by UNIVER AUTOMOTIVE expertise

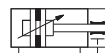
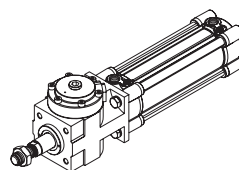


Standard fixing elements
UNIVER Original

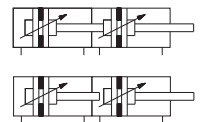
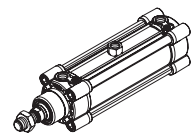
- 1 Die-cast end-caps in aluminium
- 2 Die-cast piston in aluminium
- 3 Guide slide in acetalic resin with integrated magnetic ring
- 4 Wear-resistant shock absorber seals in nitrilic rubber compound
- 5 Lip piston seals in nitrile rubber compound
- 6 **UNIVER Original** self-aligning and self-lubricating guide bush for piston rod

Further available versions

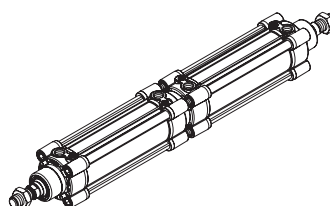
■ Cylinder with L1-N locking unit



■ Tandem cylinder
Two-position tandem cylinder



■ Opposed cylinders



■ Cylinders with common piston rod

