



Visible red laser emission \*

- *High precision and speed*
- *Proximity measurement range scalable from 0 to 7 m*
- *Retroreflex measurement range reaching 20 or 100 m on reflector*
- *4 digit display and RS485 serial interface*

## S80 SERIES

The **S80** series, in the compact sturdy metal housing, offers innovative class 2 laser distance sensors with time of flight measurement. This technology, based on the measurement of the time between the emission and receipt of the laser light pulses, effects accurate distance detection.

The **S80-Y0** and **S80-YL0** sensors function as proximity on respectively a 0.3 - 4 m distance, or from 0.3 to 7 m with scalable range, in object positioning or detection applications, for example as double-threshold background suppression on long distance.

The **S80-Y1** and **S80-Y2** sensors, with operating distances reaching 20 or 100 m, function as retroflex measuring the distance from a reflector mounted on the object to detect and are ideal for position applications in automatic warehouses or material handling lines in general.

All models have two switching outputs, available in both the NPN and PNP models, that can be set at different distances, while the measurement value is supplied on the 4-20 mA analogue output and RS485 serial interface; the latter can be also used to set all the parameters.

Moreover the **S80-YL0** version offers the possibility to scale the 4-20 mA analogue output. This feature allows to set the minimum and maximum values of the operating distance and link the minimum and maximum current.

A 4-digit display visualises the distance, as well as all the parameters that can be set with the three push-buttons.

# Y DISTANCE SENSORS


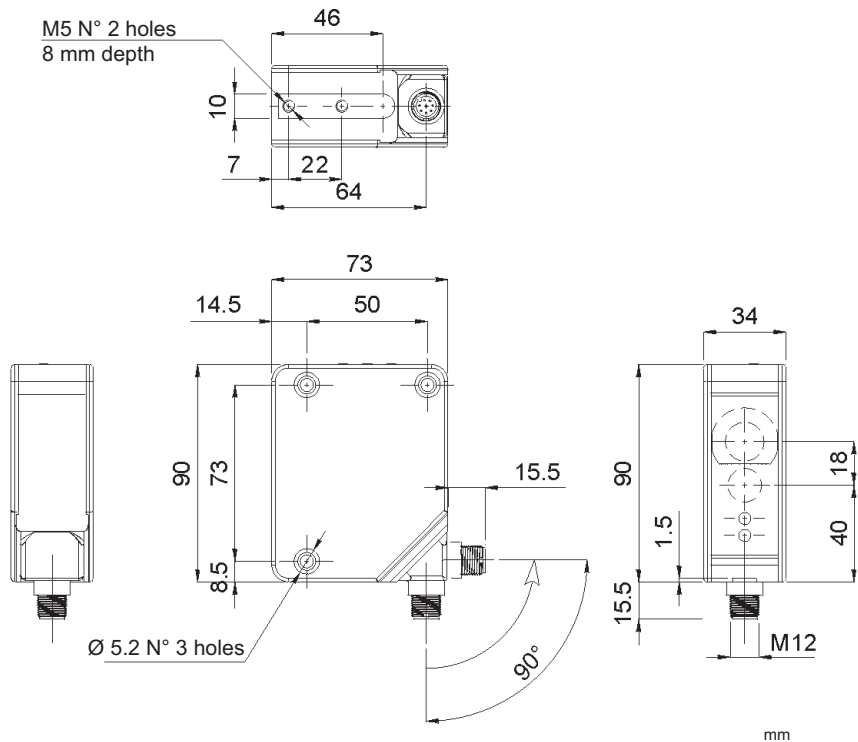
The laser distance sensors with time of flight measurement are suitable for long distance measurements offering constant performances on the entire range. The resolution represents the minimum dimension, or the smallest target movement detected by the sensor.

The linearity indicates the maximum deviation of the analogue output respect to the ideal value and is expressed in percentage of full range.

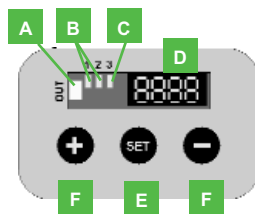
Whereas the temperature drift indicates the maximum deviation in relation to the sensor temperature variation and is expressed in mm/°C.

Lastly, the repeatability represents the variation interval of the measurement made different times on the target at the same distance.

## DIMENSIONS



## INDICATORS AND SETTINGS



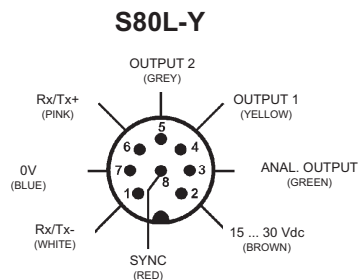
- A** Output 'OR' function LED
- B** Output status LED
- C** Response time LED
- D** 4-digit display
- E** SET push-button
- F** +/- selection push-buttons
- G** Alarm LED
- H** M12 connector output, orientable on 2 positions

## ACCESSORIES

For dedicated accessories refer to the **ACCESSORIES** section of this catalogue.

Refer also to **Connectors** and **Fixing Brackets** of the **General Catalogue**.

## CONNECTIONS



NOTE: the wire colours refer to the cables manufactured according to the European standard



## TECHNICAL DATA

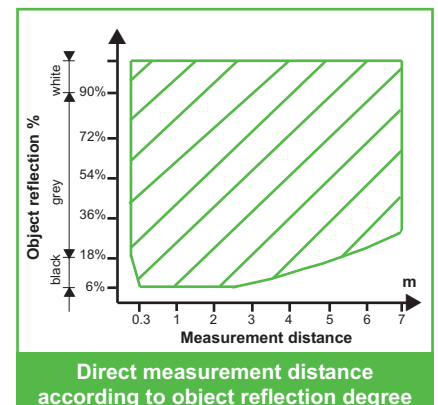
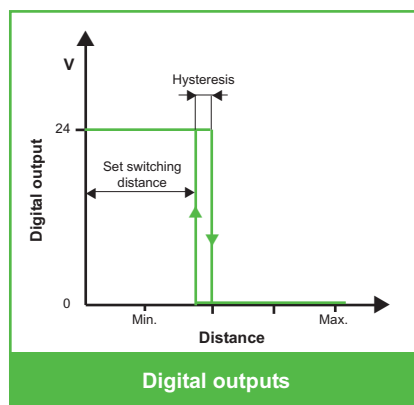
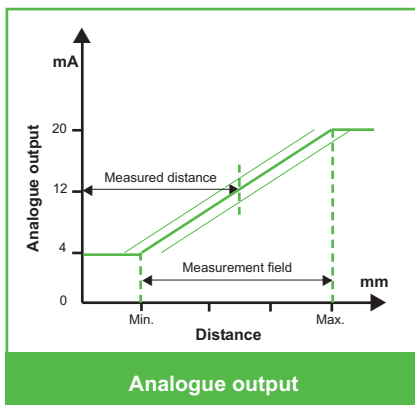
<b>Direct measurement range <sup>1</sup>:</b>	0.3 - 4 m (Y0), 0.3 - 7 m scalable (YL0)
<b>Retroreflex measurement range <sup>2</sup>:</b>	0.3 - 20.3 m (Y1), 0.3 - 100.3 m (Y2)
<b>Digital resolution:</b>	0.9 mm (Y0), 0.4 mm (YL0), 0.6 mm (Y1), 6 mm (Y2)
<b>Linearity:</b>	0.3% (Y0/YL0), 0.25% (Y1), 0.15% (Y2)
<b>Temperature drift:</b>	±0.6 mm/°C (Y0/YL0), ±1.5 mm/°C (Y1), ±2 mm/°C (Y2)
<b>Repeatability <sup>3</sup>:</b>	3 mm @ 4 m (Y0 NORM/YL0), 3 mm @ 4 m (Y0 FAST), 7 mm @ 7 m (YL0), 10 mm @ 20 m (Y1), 10 mm @ 100 m (Y2)
<b>Switching output hysteresis <sup>3</sup>:</b>	5 mm (Y0/YL0), 25 mm (Y1), 40 mm (Y2)
<b>Power supply:</b>	15 ... 30 Vdc (limit values)
<b>Ripple:</b>	2 Vpp max.
<b>Consumption:</b>	110 mA max. @ 24 Vdc
<b>Light emission:</b>	red Laser 665 nm, class 2
<b>Setting:</b>	SET push-button +/- push-button
<b>Indicators (on command panel):</b>	4-digit display yellow OUTPUT LED green OUTPUT STATUS LED green FAST mode LED
<b>Indicators (on front):</b>	yellow OUTPUT LED red ALARM LED
<b>Output type:</b>	2 PNP NO or 2 NPN NO 4 ... 20 mA analogue
<b>Output current:</b>	≤ 100 mA
<b>Saturation voltage:</b>	≤ 2 V
<b>Response time:</b>	5 ms (NORMAL) / 1 ms (FAST) 6 ms (YL0)
<b>Switching frequency:</b>	100 Hz (NORMAL) / 500 Hz (FAST) 85 Hz (YL0)
<b>Timing function:</b>	selectable between 5, 10, 20, 30 e 40 ms
<b>Auxiliary functions:</b>	synchronism (SYNC) keylock <sup>4</sup> RS485 serial interface
<b>Connection:</b>	M12 8-pole connector <sup>5</sup>
<b>Electrical protection:</b>	class 2
<b>Mechanical protection:</b>	IP67
<b>Protection devices:</b>	A, B <sup>6</sup>
<b>Housing material:</b>	aluminium
<b>Lens material:</b>	glass
<b>Weight:</b>	330 g max.
<b>Operating temperature:</b>	-10 ... +50°C
<b>Storage temperature:</b>	-25 ... +70°C
<b>Reference standard:</b>	EN 60947-5-2, EN 60825-1

## TECHNICAL NOTES

- <sup>1</sup> On target 90% white to 18% grey
- <sup>2</sup> On reflector R80
- <sup>3</sup> In Normal mode with 5 ms response time
- <sup>4</sup> Active with SYNC wire connected to + Vdc for at least 1 s at powering
- <sup>5</sup> Connector can be blocked in two positions
- <sup>6</sup> A - reverse polarity protection  
B - overload and short-circuit protection



## DETECTION DIAGRAMS



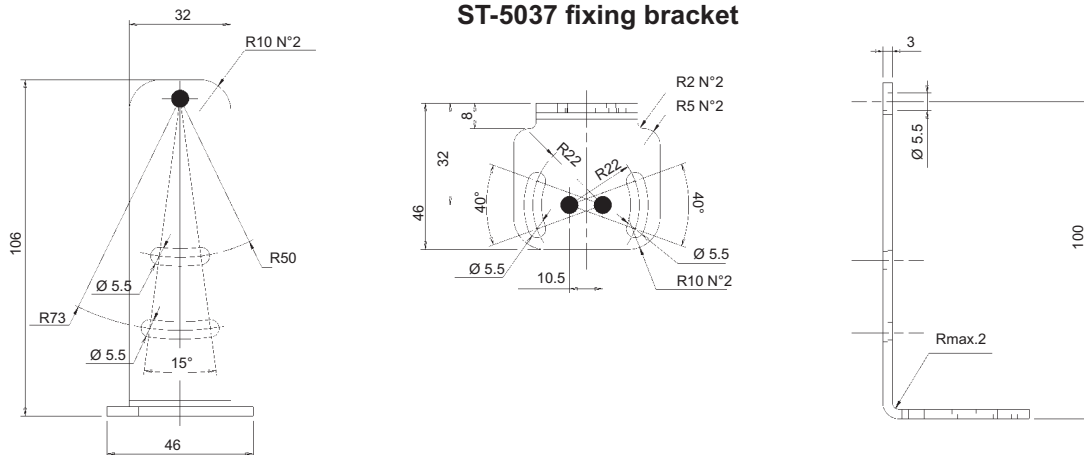
## MODEL SELECTION AND ORDER INFORMATION

MODEL	MAX. DISTANCE	REFLECTOR	CONNECTION	OUTPUT	N° ORDER
S80-MH-5-Y09-PPIZ	4 m	no	M12 connector	PNP	951501080
S80-MH-5-Y09-NNIZ	4 m	no	M12 connector	NPN	951501010
S80-MH-5-YL09-PPIZ	7 m	no	M12 connector	PNP	951501060
S80-MH-5-YL09-NNIZ	7 m	no	M12 connector	NPN	951501070
S80-MH-5-Y19-PPIZ	20 m	yes *	M12 connector	PNP	951501020
S80-MH-5-Y19-NNIZ	20 m	yes *	M12 connector	NPN	951501030
S80-MH-5-Y29-PPIZ	100 m	yes *	M12 connector	PNP	951501040
S80-MH-5-Y29-NNIZ	100 m	yes *	M12 connector	NPN	951501050

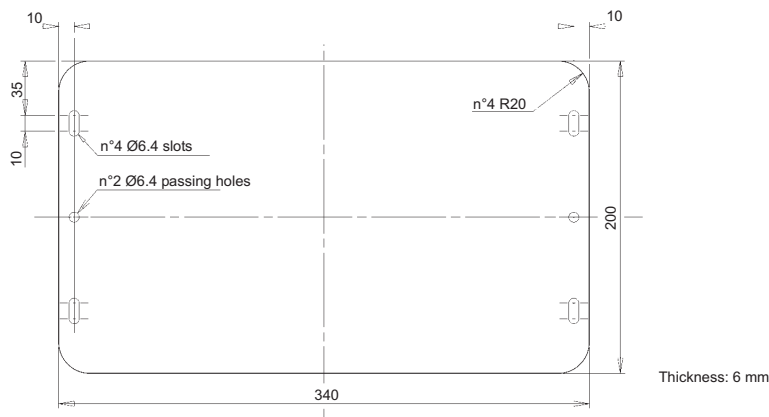
\* supplied with the sensor

## ACCESSORIES

ST-5037 fixing bracket



R80 reflector



mm

## ACCESSORY SELECTION AND ORDER INFORMATION

MODEL	DESCRIPTION	N° ORDER
ST-5037	'L' shaped fixing bracket	95ACC2260
R80 *	S80 distance sensor reflector	95A151210

Refer also to **Accessories for Sensors**

CS-A1-06-B-03	M12 8-pole conn. with 3 m unshielded cable	95ACC2230
CS-A1-06-B-05	M12 8-pole conn. with 5 m unshielded cable	95ACC2240
CS-A1-06-B-10	M12 8-pole conn. with 10 m unshielded cable	95ACC2250

\* supplied with the sensor

Distributed by:



### HEADQUARTERS

**DATASENSOR SpA**  
 via Lavino, 265 - 40050 Monte San Pietro, BO - Italy  
 Tel. +39 051/6765611 • Fax +39 051/6759324  
 www.datasensor.com • e-mail info@datasensor.com

Datasensor SpA endeavours to continuously improve and renew its products; for this reason the technical data and contents of this catalogue may undergo variations without prior notice. For correct installation and use Datasensor SpA can guarantee only the data indicated in the instruction manual supplied with the products.