

MAIN FEATURES

- Magnetic tape to be used with TMAA
- Easy mounting due to premounted double side adhesive
- High pole accuracy
- Available in reels up to 75 m

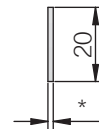
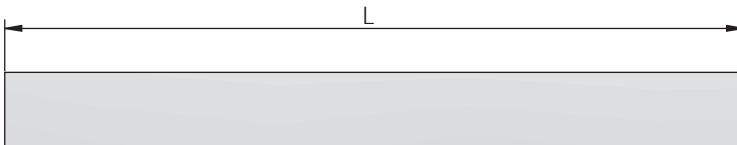


ORDERING CODE

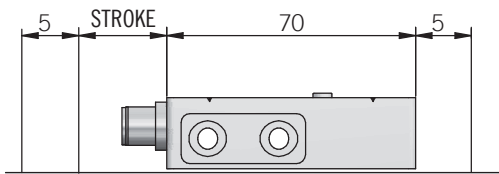
BMA A 50 - 1 .XXX

SERIES magnetic tape BMA					
TAPE TYPE 20 mm width magnetic tape A					
ACCURACY CLASS ± 50 µm 50					
separate the code with a dash -					
				TAPE LENGTH 0,2 ... 75 m 1 in intervals of 0,1 m	
					VARIANT custom version XXX

BMAA



1,4 mm without steel cover tape
 1,58 mm with steel cover tape



Minimum tape length (mm) = 70 + 10 + STROKE

dimensions in mm
 for fixing clips please refer to Accessories

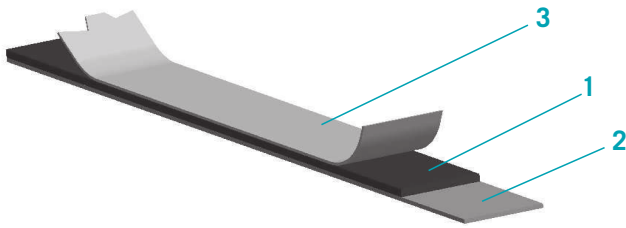
GENERAL SPECIFICATIONS

Operating temperature	-20° ... +70°C (-4° ... +158°F)
Storage temperature	-40° ... +70°C (-40° ... +158°F)
Relative humidity	100%
Accuracy	± 50 µm
Linear expansion coefficient	(11 ± 1) x 10 ⁻⁶ m/K
Bending radius	> 350 mm

CONSTRUCTION

As shown in the figure below, Eltra magnetic tape is composed by three layers:

- 1 - a flexible magnetic tape made of elastomer filled with ferrite
- 2 - a stainless steel tape used to create a shield against any external magnetic fluxes and other external agents. Furthermore it's glued to the upper layer in order to give the correct mechanical rigidity to the magnetic tape. The stainless steel tape is supplied with an acrylic double side adhesive (thickness 0,1 mm) not shown in the figure
- 3 - a steel tape, magnetically transparent and with the function to protect mechanically the magnetic layer; it is the most rigid part and therefore is supplied separately due to transport and application needs. It must be stuck on the magnetic tape by the user
The steel tape is supplied with an acrylic double side adhesive (thickness 0,1 mm) not shown in the figure



To prevent damage from possible internal stresses in the magnetic tape rolled up with magnetic layer facing outwards, with a minimum internal diameter of 200 mm; keep of least 5 mm between the layers. If supplied in single strip keep at least 10 mm between the strips.

TIPS TO STICK THE MAGNETIC TAPE ON

Fixing pressure

The magnetic tape is adhesive. Therefore it is important an optimum contact between surfaces for right use. A good pressure must be uniformly applied to guarantee a perfect result.

Applying temperature

In order to guarantee optimal sticking it is recommended a surface temperature between +20°C and +37°C (+68°F to +98,6°F). Maximum adhesion is obtained after 72 hours at temperature of +21°C (+69,8°F). Please do not apply magnetic tape when surface temperature is lower than +10°C (+50°F).

Application materials

Magnetic tape must be placed on dry, smooth and clean surfaces. Surfaces must be cleaned with aqueous solution (like water and alcohol 50% or heptane). Metallic surfaces like brass, copper etc. must be protected to prevent possible oxidation.

CHEMICAL AGENTS AND MAGNETIC TAPE BEHAVIOUR

Null effect	Medium effect	Strong effect
motor oil	JP-4 fuel	aromatic hydrocarbons (benzene, toluene, xylene, trichloroethylene, freon 10)
transmission oil	gasoline	ketones (acetone)
ATF (automatic transmission fluid)	heptane	mineral acids (hydrochloric, sulphuric, nitric, phosphoric, boric)
hydraulic oil	alcohols	
kerosene		
antifreeze		
detergents, disinfectants (Clorox®)		
turpentine		
water		
salt spray		